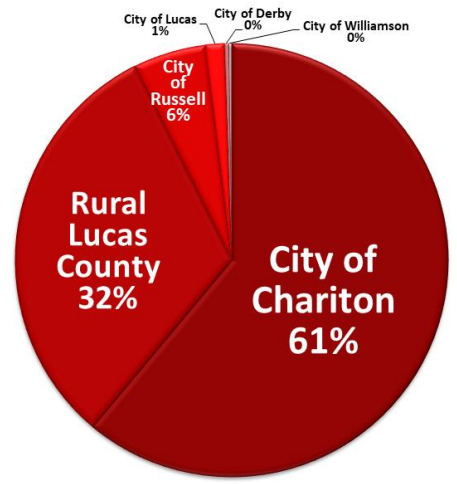
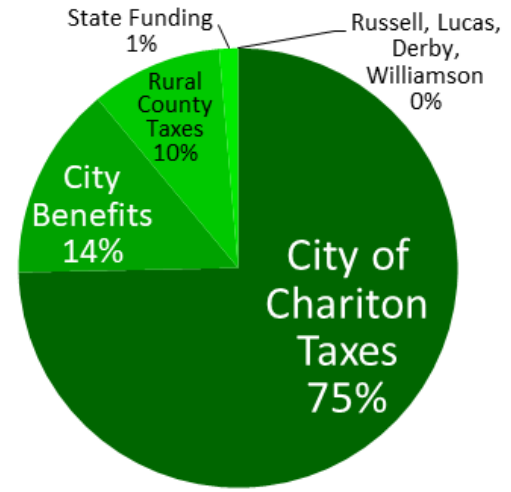


## Circulations



## Funding



### Expenditures:

**Staff** Salaries, Benefits, Professional Associations & Worker’s Comp \$109,998.48  
 During FY22 the Library employed 1 Full Time Director, 1 Part Time Assistant Director, 1 Part Time Program Librarian and 2 Part Time Library Clerks. We have since lost our Program Librarian and been unable to fill the position. We struggle to cover our open hours on 4 staff.

**Facility** Costs – Utilities, Security, Insurance, Custodial & Maintenance - \$30,968.68

Library **Operating** Supplies & Services - \$1,851.88

Library **Network**, Hardware, IT Support, Phone & Internet - \$15,130.53

Library **Collections**, Physical & Digital - \$8,674.59

Library **Programming** & Circulating Kits - \$6,434.81

Library **Revitalization Projects** - \$188,129.00

**Income: Investment Transfers** - \$70,084.47 – a portion of this is for Building Projects

**Government:** City, County & State Funds - \$161,309.90

**Library Fees** - \$3,049.56

→ (51% of this income comes from print/copy fees, 25% from fines/replacement costs, 20% from fundraising/sales, and 5% from lamination/FAX services.)

**Interest** - \$1,311.54

**Misc.** - \$314.75

<b>ARPA Grant</b>	\$5,000.00	Building Projects - Outdoor Charging Stations
<b>Lucas County Community Grant</b>	\$10,000.00	Building Projects - Flat Roof Repair
<b>Vredenburg Foundation Grant</b>	\$25,000.00	Building Projects - Flat Roof Repair
<b>Coons Foundation Donation</b>	\$5,000.00	Building Projects - Flat Roof Repair
<b>Land Purchase Donation</b>	\$10,000.00	Building Projects - Land Purchase
<b>Library Foundation Donation</b>	\$1,000.00	Building Projects - Flat Roof Repair
<b>Memorials/Gifts</b>	\$3,538.31	Building Projects & Collection Purchases

# Chariton Public Library

803 Braden Ave. Chariton IA 50049  
 641-774-5514 (FAX 641-774-8695)  
 murphy@chariton.lib.ia.us  
 www.chariton.lib.ia.us



## FY22 Annual Report

### Mission Statement

The Chariton Public Library offers information and entertainment to educate, inspire and enrich our community. At the Library, people of all ages and backgrounds gather together to share experiences, celebrate ideas, and create. Children develop a love of reading, families find a place to play, and lifelong learners never run out of new things to discover.

### Fiscal Year 2022 Annual Statistics

Days Open: 292

Annual Visitor Count: 25,248

Registered Cardholders: 4,012

Total Collection Holdings: 27,425

Total Circulation of Materials We Own: 25,931

Interlibrary Loans sent out to other Iowa Libraries: 129

**BRIDGES** (Iowa’s Downloadable Content Collection to which we subscribe.)

Local Patrons who accessed materials via **BRIDGES**: 1,047

digital audiobooks accessed: 3,188

e-books accessed: 3,013

e-magazines accessed: 437

digital videos accessed: 6

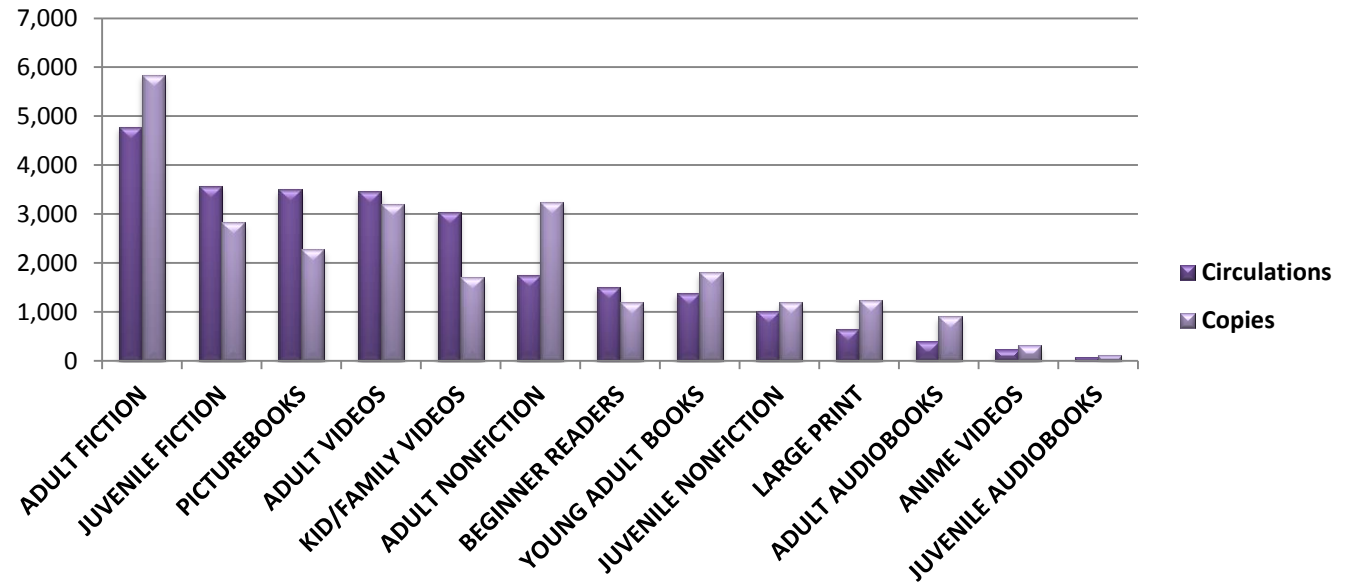
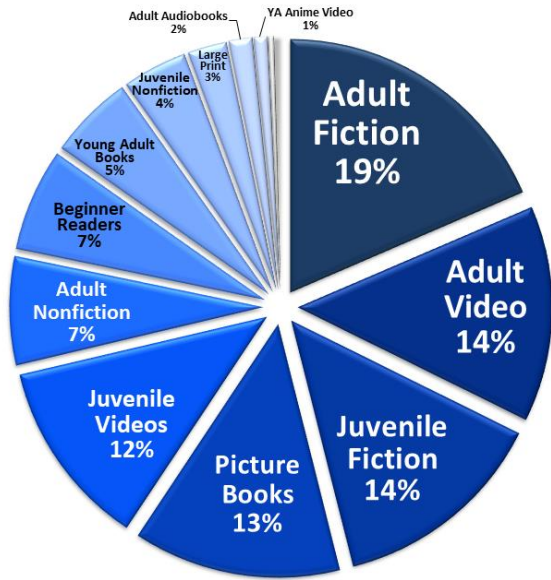
**BRAIN FUSE** (State Library Electronic Resource) Information Retrievals: 36

Library Website Visits: 4,427

Library WI-FI: 2,748 Sessions engaged in by 721 Users

Library PC & Chromebox Uses (14 Machines) 2,592

Category	Circulations	Year
Adult Fiction	4,800	
Large Print	650	
Adult Nonfiction	1,790	
Magazines	3	
Adult Audiobooks	393	
Adult Video	3,581	
Picture Books	3,429	
Beginner Readers	1,696	
Juvenile Fiction	3,564	
Juvenile Nonfiction	1,075	
Juvenile Audiobooks	68	
Juvenile Videos	3,113	
Young Adult Books	1,409	
YA Anime Video	226	
Games	6	
Puzzles	29	
Educational Bins	89	
Interlibrary Loans Borrowed From Other Libraries	322	
	26,243	



**Programs:** Our delivery of programs has definitely suffered from lack of a program librarian, which will be even more evident in the FY23 numbers.

Before leaving us to work at the Extension office, Dawn Morgan offered off-site programs through the schools for the fall semester. She basically took the place of one of the school “specials,” occupying the time slot and location of a class that couldn’t be offered, and she utilized many of our program funds and materials to do so. This accounts for 67% of program attendance numbers for FY22, a total of 17 programs with an attendance of 2,865.

We offered 21 in-library programs for children, with an attendance of 272.

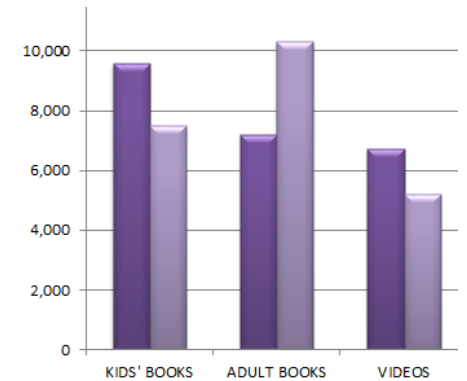
I offered 11 in-library programs for OPTIMAE Clients, with an attendance of 29.

But we were unable to offer any programs designed specifically for teens or adults.

The last program category (as defined by the State) is General Interest, offered for attendees of all ages, but generally considered “family programs.” We offered a total of 25 programs, some in-library and some at the Farmer’s Market, with an attendance of 586. The Farmer’s Market was a wonderful location for us! Although we only offered these programs during our annual summer program in FY22, we plan to offer them for the duration of the Farmer’s Market this year & will expand them to include a diversity of activities for all ages.

Dawn offered 7 recorded programs available through our website, but this is another category we were unable to keep up once the program librarian position fell vacant. We generated 430 Dial-A-Story uses, but we are also unable to record and upload any new stories to that line and will likely discontinue the service. We offered 20 different Take-N-Make kits during the year, a weekly LEGO activity and our Activity Table, stocked with papercraft, card-making and coloring supplies, continued to enjoy daily use.

Here’s another way to look at collection success. The graph above shows number of circulations of each collection category in dark purple and the number of copies we own in each category in light purple. Whenever the dark bar is taller than the lighter bar, you’re looking at a collection that works hard, a smaller selection of items to choose from, but items so popular that they get circulated over and over. We have a lot of adult fiction, and it circulates well, but we have far fewer kids’ books and those sections really pull their weight! The same is true for videos. The irony is smaller selections often encourage more circulations. Might be time to weed & tweak the adult fiction again.



You might notice on the following page that there are a lot more adult circulations than child circulations, but keep in mind who’s checking out on whose card. Parents often have the only library cards in the family.

This year we’re adding a bunch of puzzles, games & kits to the circulating collection. Many of these items were ones we already owned or that were donated or grant-funded. The kits are themed collections appropriate for classrooms, homeschoolers, childcare providers and other local groups who offer activities for children. Families can check them out too. Several kits include STEAM experiments and other hands on activities.

We still rely heavily on donations for collection purchases. In FY22 a total of 194 items were purchased with donated funds. In addition to the funds donated, many “new” items get added to our shelves when they are donated directly to the Library by patrons. We always accept small donations of shelf-worthy items!!